



Exploration Powerhouse In The Red Lake Gold Rush

Corporate Presentation – February 2025

TSX.V:RAGE | OTC:TGLDD | FSE:070

[RENEGADEGOLD.COM](https://www.renegadegold.com)





FORWARD LOOKING STATEMENTS

This presentation contains certain statements that may be deemed “forward-looking statements”. All statements, other than statements of historical fact, that address events or developments that Renegade Gold Inc. expects to occur, are forward-looking statements.

Forward-looking statements are statements that are not historical facts and are generally, but not always identified by the words “expects”, “plans”, “anticipates”, “believes”, “intends”, “estimates”, “projects”, “potential” and similar expressions, or that events or conditions “will”, “would”, “may”, “could” or “should” occur.

Although Renegade Gold Inc. believes the expectations expressed in such forward-looking statements are based on reasonable assumptions, such statements are not guarantees of future performance and actual results may differ materially from those in the forward-looking statements. Factors that could cause the actual results to differ materially from those in forward-looking statements include market prices, exploration and production successes or failures, continued availability of capital and financing, inability to obtain required shareholder or regulatory approvals, and general economic market or business conditions.

Forward-looking statements are based on the beliefs, estimates and opinions of Renegade’s management on the date the statements are made.

Dale Ginn, P.Geo., has approved the information contained in this presentation. Mr. Ginn is the Executive Chairman and a director of the Company and a Qualified Person pursuant to National Instrument 43-101.





WHY RENEGADE GOLD



Flagship Newman Todd Deposit

with 2.2 km strike, high-grade and major expansion potential



25,000m active drill program

focused on untested high-grade targets



Exceptional **high-grade drill results** to date:

- 19.7 g/t Au over 9.0m
- 15.4 g/t Au over 7.1m
- 11.6 g/t Au over 4.5m
- 8.6 g/t Au over 6.6m
- 89.9 g/t Au over 2.3m
- 10.4 g/t Au over 9.5m



Award-winning management and technical team with track record of growing shareholder value



Red Lake's Most Strategic Land Package

proximal to mines and major discoveries; includes JV with Evolution Mining



Attractive Capital Structure with just 53M shares outstanding



THE RED LAKE GOLD RUSH

KINROSS

\$18B

MARKET CAP

GREAT BEAR PROJECT

- Acquired for \$1.8B CAD from Great Bear Resources in 2021
- Resource of 2.8M oz Au at 2.66 g/t Au (M&I) + 3.3M oz Au at 4.54 g/t Au (Inf)



Evolution MINING

\$9.4B

MARKET CAP

RED LAKE PROJECT

- Only producing mine in Red Lake with 15+ year mine life
- Target production of 200,000 oz Au per annum (2023: 120,840 oz Au)

WEST RED LAKE GOLD MINES

\$189M

MARKET CAP

MADSEN & ROWAN PROJECTS

- In Development stage and targeting production in Mid-2025 (fully permitted)
- Madsen Resource: 1.65M oz Au at 7.4 g/t Au (Inf) 366k oz Au at 6.3 g/t Au (Ind)
- Rowan Resource: 196k oz Au at 12.9 g/t Au (Ind) 116k oz Au at 8.8 g/t Au (Inf)

RENEGADE GOLD

\$8.4M

MARKET CAP

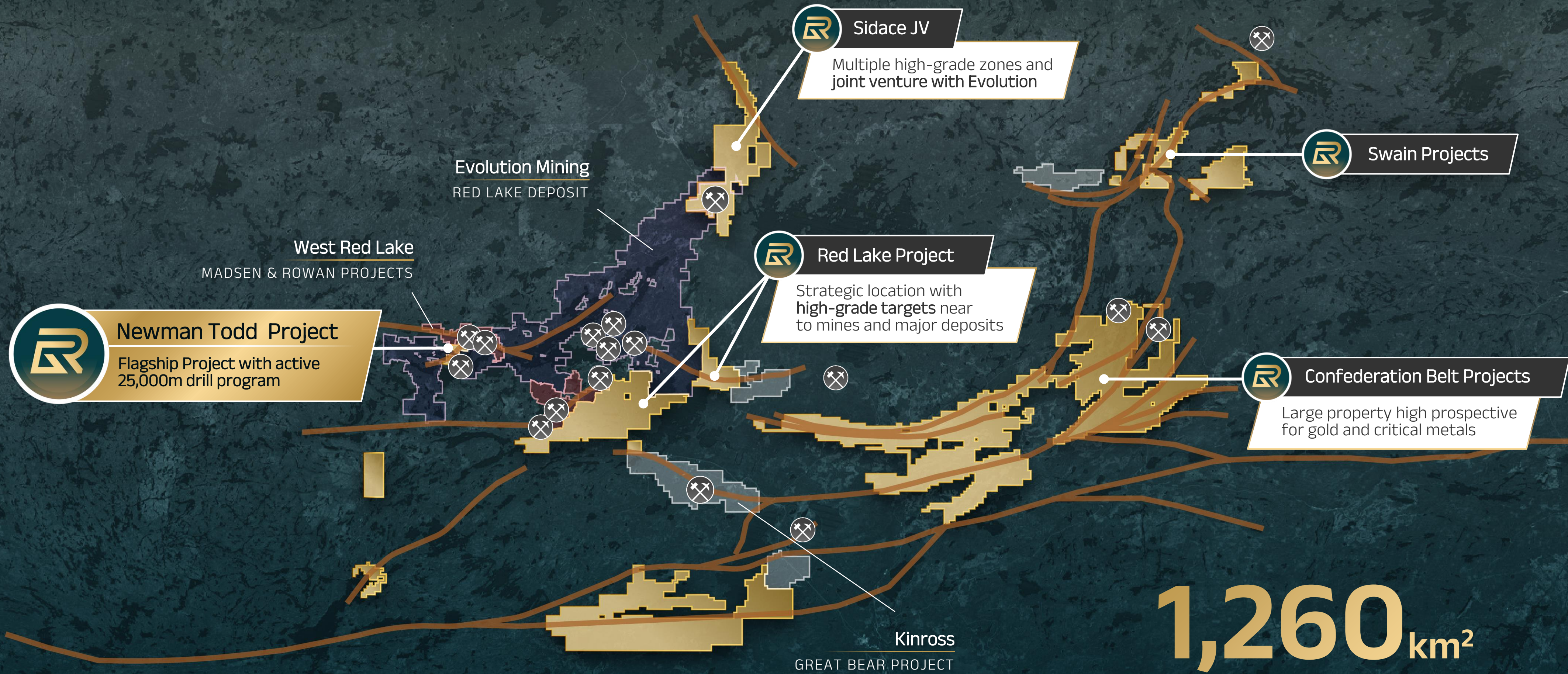
- Blue sky potential with active drill program and impressive results to date
- Along major structural mineralized corridors of proven Resources and active producers
- Largest land package in the Red Lake District





RENEGADE GOLD'S COMMANDING PORTFOLIO

20km



1,260 km²
 combined land package
 covering major gold-bearing structures

TSX.V:RAGE



FLAGSHIP

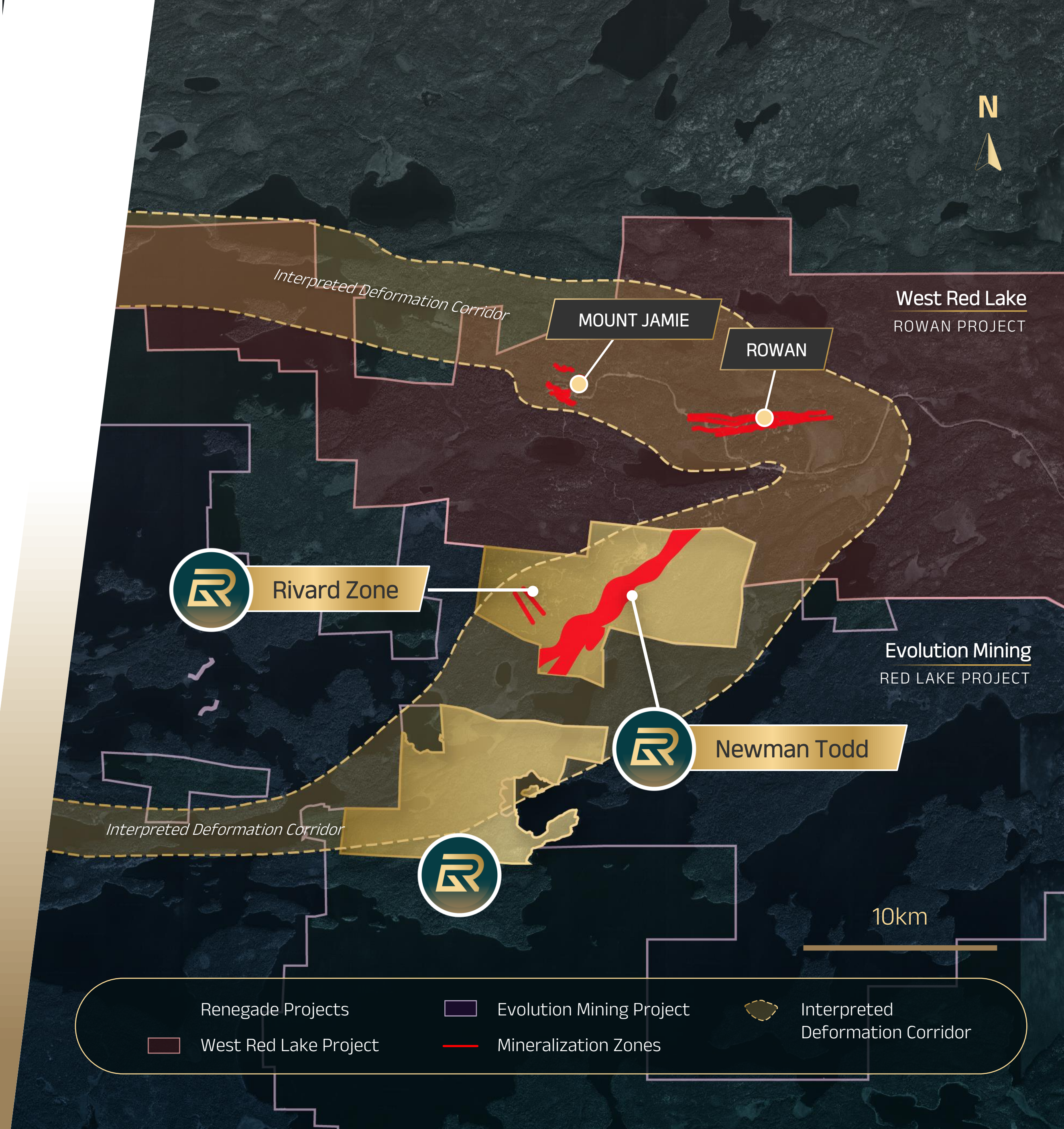
NEWMAN TODD PROJECT

- Active **25,000** m drill program
- 20 mineralized zones along 2.2 km strike
- Wide open in all directions with little drilling below 300 m
- Potential for major expansion along strike to the north and south incl. West Red Lake's adjacent property
- Database from **\$60 million+** of prior work facilitating an aggressive growth strategy

High-grade Results

- 19.7 g/t Au over 9.0m (NT21-194)
- 15.4 g/t Au over 7.1m (NT20-169)
- 11.6 g/t Au over 4.5m (NT21-187)
- 8.6 g/t Au over 6.6m (NT20-167)
- 89.9 g/t Au over 2.3m (NT-083)
- 10.4 g/t Au over 9.5m (NT-153)
- 9.00 g/t Au over 10.0m (NT-153)
- 14.3 g/t Au over 2.8m (NT-24-012)
- 2.5 g/t Au over 14.7m (NT-24-013)
- 18.1 g/t Au over 1.1m (NT-23-005)

TSX.V:RAGE



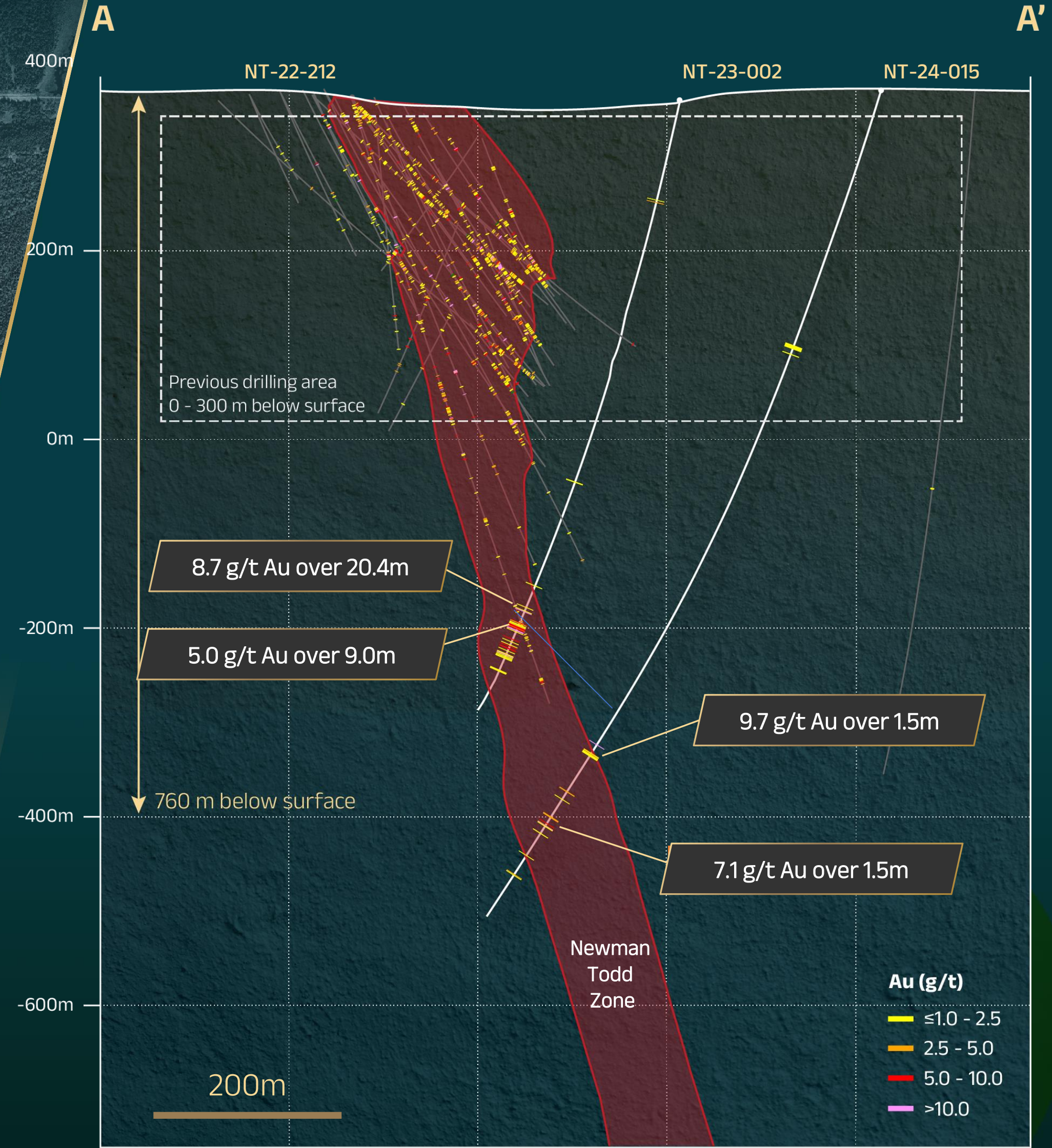
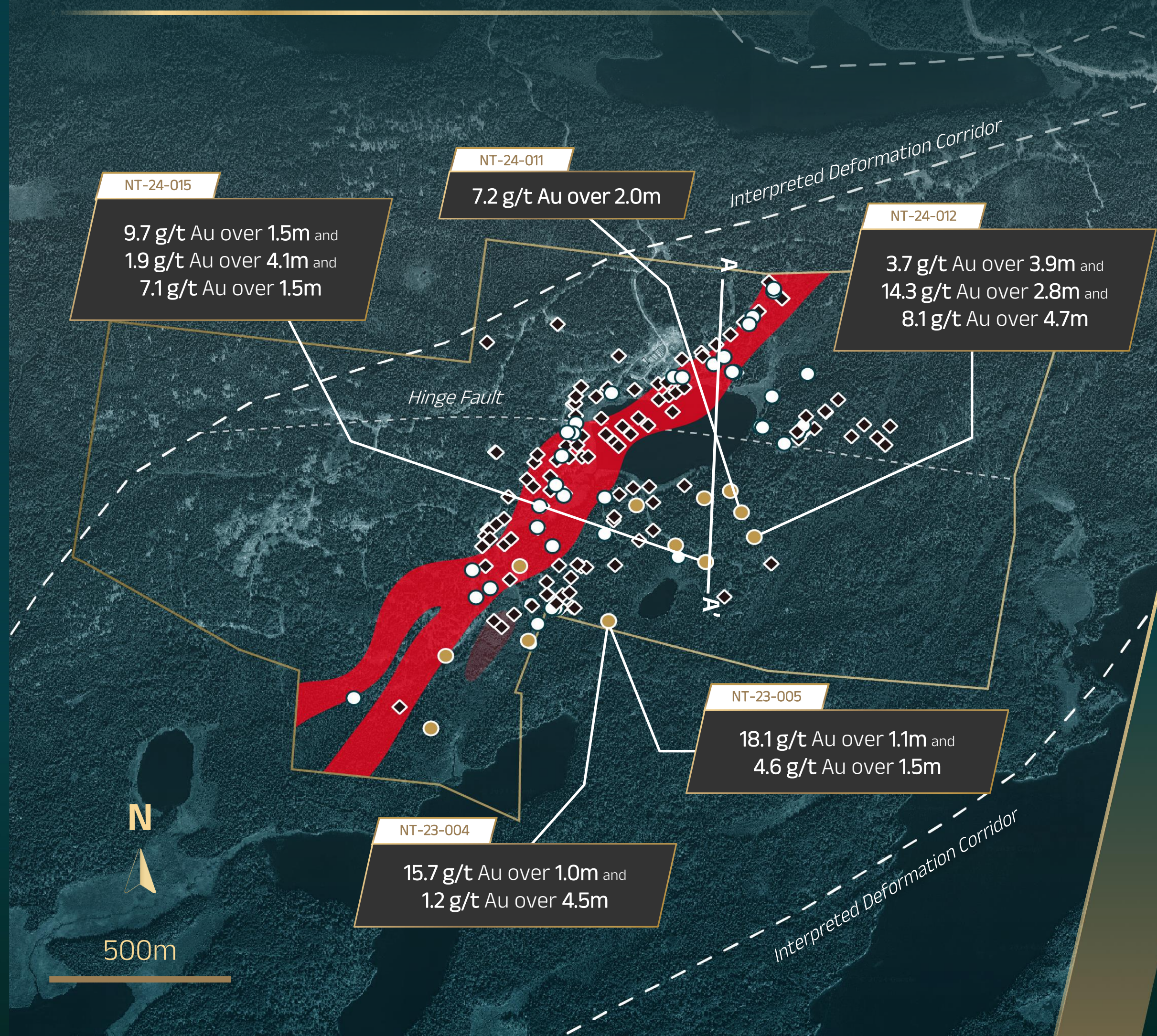
Renegade Projects	Evolution Mining Project	Interpreted Deformation Corridor
West Red Lake Project	Mineralization Zones	



FLAGSHIP

NEWMAN TODD PROJECT

TSX.V:RAGE



- Project Boundary
- Mineralization Sones
- Historic Drill Hole
- 2020-2022 Drill Hole
- 2023/2024 Drill Hole

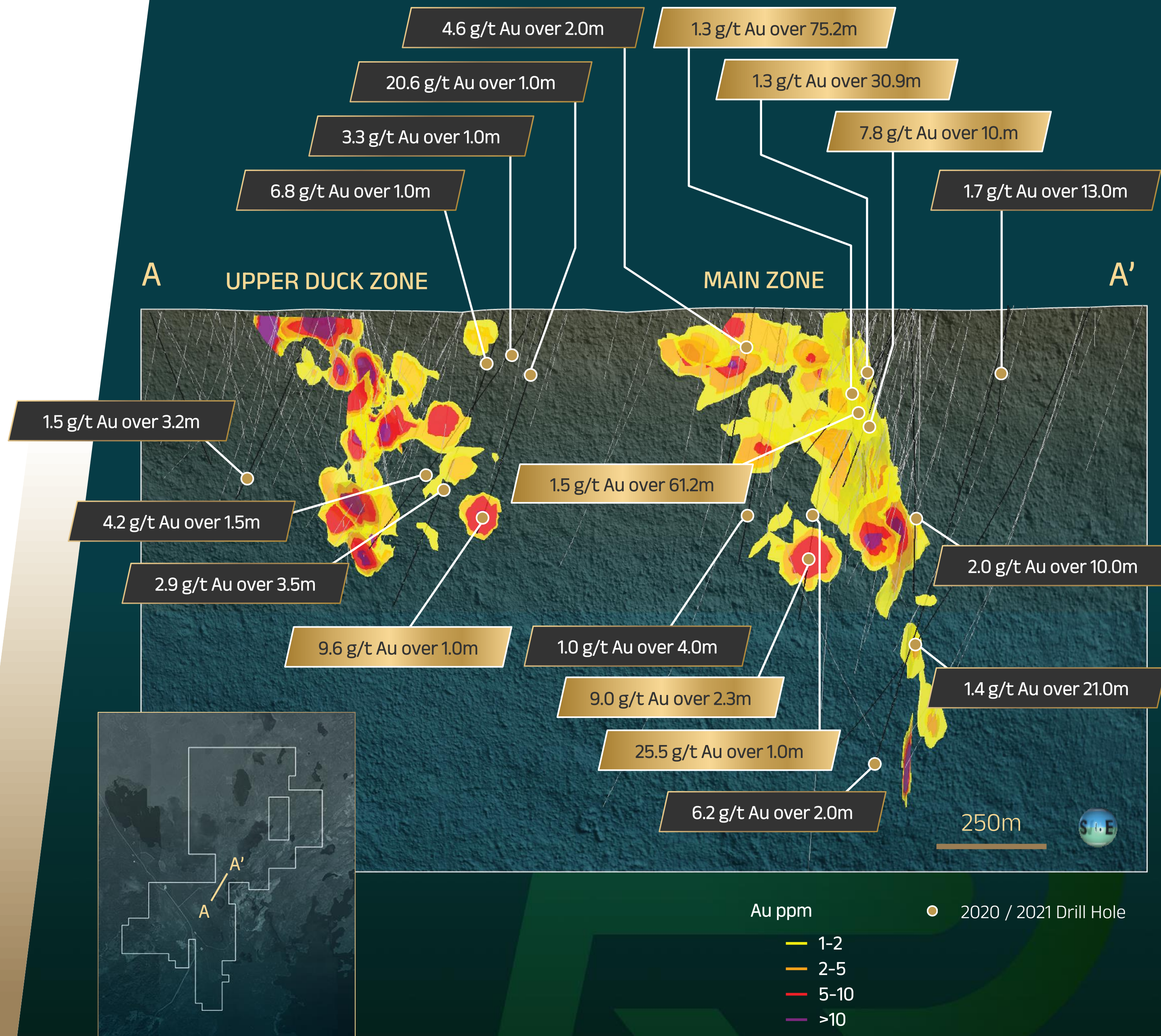


HIGH-GRADE

SIDACE PROJECT

- Joint venture with Evolution Mining (53.3%) and Renegade (46.7%)
- 8,600-hectare property located at the northern extent of the Red Lake Greenstone Belt
- Adjacent to Evolution's construction-stage Bateman Gold Project
- Advanced gold exploration project with over 80,000m of historic drilling
- 3 defined zones containing areas of both high-grade and widespread, continuous gold mineralization
- Future upside with expansion drilling at depth and along strike to follow up on high-grade results from 2020/2021 drill campaign

TSX.V:RAGE





MASSIVE UPSIDE

RED LAKE PROJECT

- Extensive 16,220-hectare land package surrounded by major players

GREAT BEAR PROJECT | KINROSS

- Resource of 2.8M oz Au at 2.66 g/t Au (M&I) + 3.3M oz Au at 4.54 g/t Au (Inf)

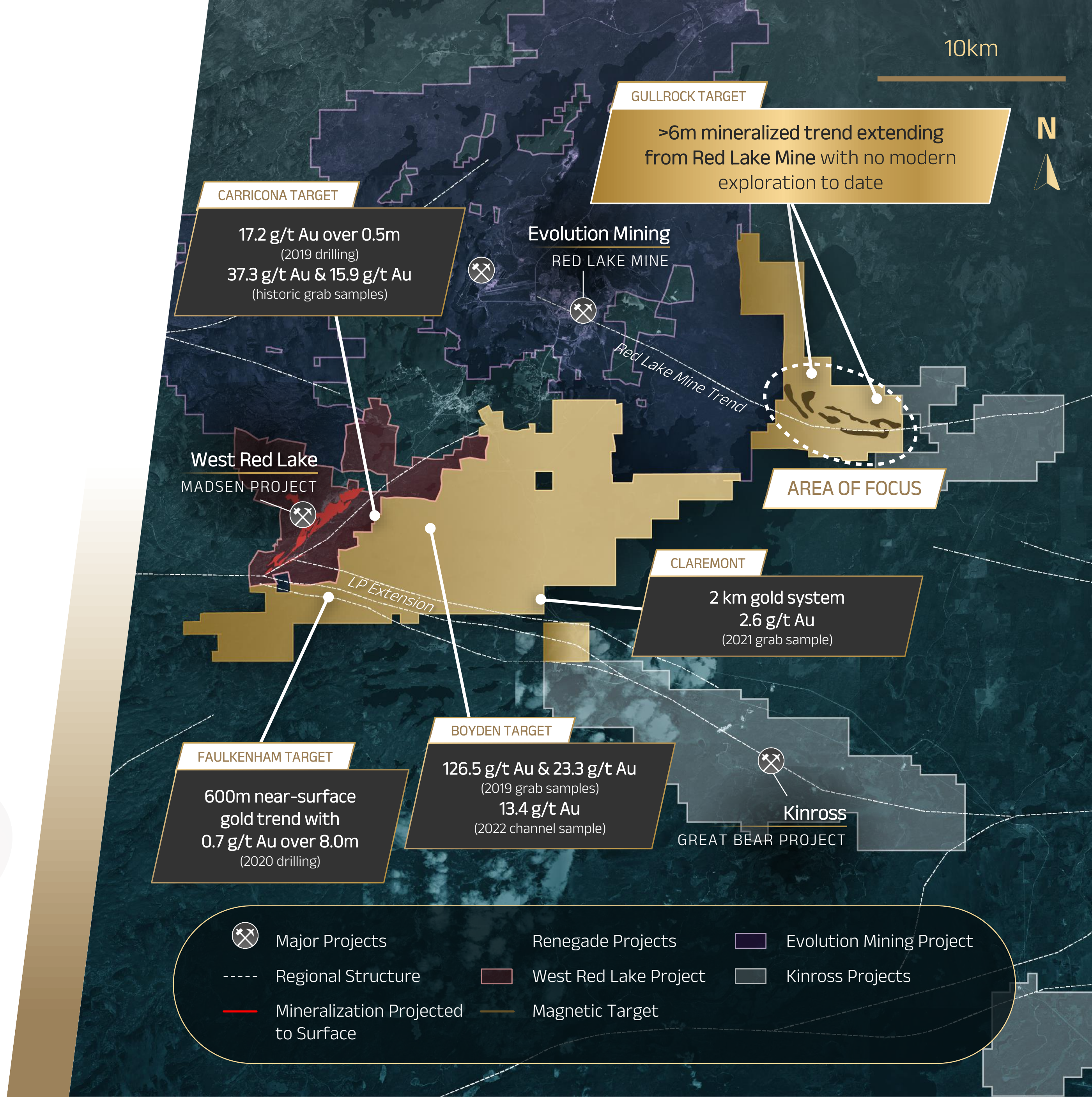
RED LAKE PROJECT | EVOLUTION MINING

- In production with +15 year mine life and target production of 200,000 oz Au per annum

MADSEN & ROWAN PROJECTS | WEST RED LAKE


- Development stage with high-grade Resource and permits – targeting Mid-2025 production

- Renegade's Gullrock Target has never been tested and has a >6km mineralized trend along strike from Evolution's producing Red Lake Mine and just east of Kinross's promising initial results





GROWTH CATALYSTS



Ongoing 25,000 m drill program at Newman Todd deposit



Regional reconnaissance exploration to generate and advance targets



Follow up drilling at high-priority regional targets





MANAGEMENT

Nav Dhaliwal

CEO

Over 20 years of capital markets experience with the proven ability to identify undervalued companies and foster growth and shareholder value. Mr. Dhaliwal is backed by an award-winning technical team and has also built a global financial network – raising over \$1 billion to date for exploration and development companies. Mr. Dhaliwal sits as Executive Chairman of Badlands Resources and Director of Mason Resources.

BONTERRA

KANADARIO GOLD

GATLING EXPLORATION

Dale Ginn (P.Geo)

Executive Chair

Nearly 30 years as a mining executive and geologist. Led and participated in numerous gold and base metal discoveries (e.g. Gladiator, Hinge, 007, 777, Trout Lake, and Tartan Lake deposits). Received Quebec Discovery of the Year Golden Hammer award in 2018 for the Gladiator deposit. Previous work with Goldcorp, Harmony Gold, HudBay, Westmin, San Gold, Bonterra, and others.

BONTERRA

HARMONY

GOLDCORP

Nathan Tribble

Director

Over 15 years of professional experience in exploration and mining, with a particular focus on gold and base metal exploration and project evaluation. Part of the team that discovered the 8.2 million-ounce Côté Lake gold deposit for Trelawney Mining. Past experience includes Senior Principal Geologist for Sprott Mining, Senior Geologist for Bonterra Resources, Jerritt Canyon Gold, Kerr Mines, Northern Gold, Lake Shore Gold and Vale Inco.

BONTERRA

SPROTT MINING INC. VALE INCO

David Velisek

Director

Over 25 years in the capital markets. Previously licensed trader and Investment Advisor. Over 10 years of consulting in public markets/corporate finance. Previously a Director of Trillium Gold Mines, Amador Gold Corp, Novo Resources, Finore Mining, and Delon Resources.

TRILLIUM GOLD

NOVO

FM FINORE MINING

John Newell

Director

Over 40 years of experience in the investment industry with firms like Scotia McLeod and CIBC Wood Gundy. Pioneered a unique approach to precious metals and commodities investing and was an early adopter of computerized portfolio management. Focused on equity research and risk control for Canadian small and mid-cap stocks as Portfolio Manager for the Fieldhouse Absolute Return Precious Metals Fund.

THUNDERBIRD MINERALS CORP

GOLDEN SKY MINERALS



CAPITAL STRUCTURE

Ticker	TSX.V:RAGE OTC:TGLDD FSE:070
Share Price*	\$0.15
Market Cap*	\$8.0M
Common Shares*	53.2M
Options*	3.1M
Warrants*	24M
Fully Diluted*	80.3M

* As of February 25, 2025





WHY RENEGADE GOLD



Active 25,000m drill program with exceptional high-grade intercepts to date



Multiple untested high-grade targets – exploring a 2.2km strike in the Flagship Newman Todd Deposit



Surrounded by major players with the **largest combined land package** in the Red Lake district (1,260km²)



Award-winning management and technical team with track record of growing shareholder value



TSX.V:RAGE | OTC:TGLDD |
FSE:070

RENEGADEGOLD.COM



For more information, please contact:

- ✉ info@renegadegold.com
- ☎ +1-604-678-5308
- 📍 1615 – 200 Burrard St
Vancouver, BC V6C 3L6